







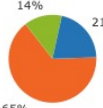
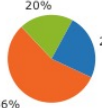


Cultural Comparison Summary

Merger Comparison Example

| | Company A 165 Participants | Company B 227 Participants |
|-------------------|--|---|
| Culture Score |  |  |
| PV/CC Matches |  |  |
| CC/DC Matches |  |  |
| Cultural Entropy® |  |  |
| Balance Index |  <ul style="list-style-type: none"> ■ Foundation ■ Evolution ■ Impact |  |

Current Culture Values



Desired Culture Values

