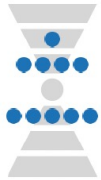
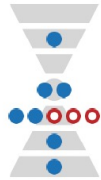


Summary of Results

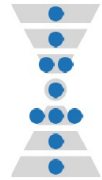
Personal Values (PV)



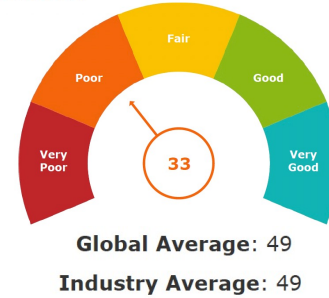
Current Culture Values (CC)



Desired Culture Values (DC)



Culture Score



Alignment

Personal & Current Culture Matches

0 **Very Poor**
People are not able to bring themselves to work.

Current & Desired Culture Matches

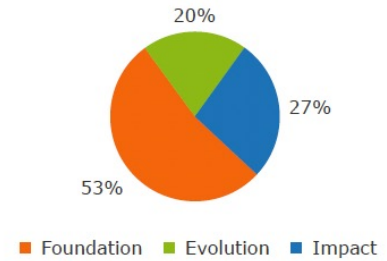
2 **Poor**
Group wants to see changes or new direction.

Cultural Entropy® Score

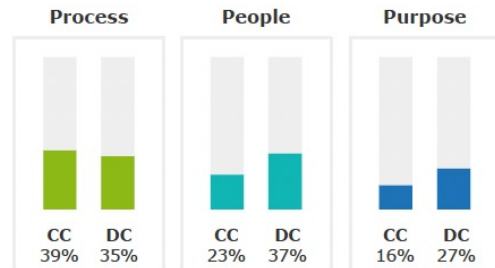


22% Requiring Focus

Balance Index



Organisational Perspectives



Potentially Limiting Values

3 Fear is a factor in how this group operates or is managed

- confusion
- bureaucracy
- silos mentality

New Values to Focus On

- | | |
|-----------------------|-----------------|
| efficiency | professionalism |
| employee fulfilment | quality |
| fairness | trust |
| financial stability | |
| long-term perspective | |